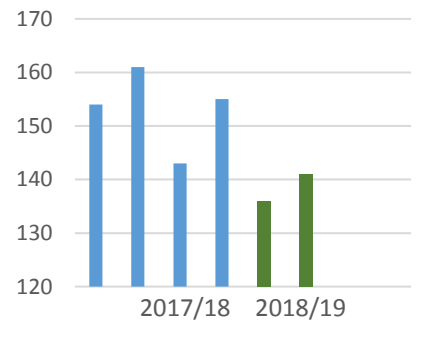
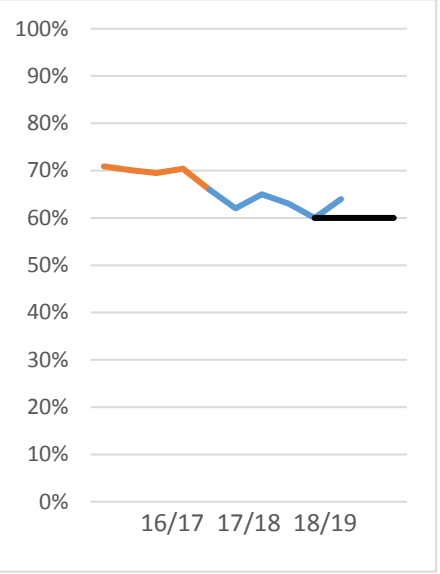
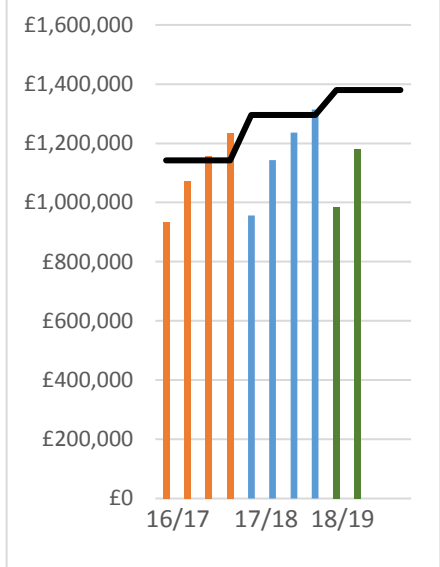
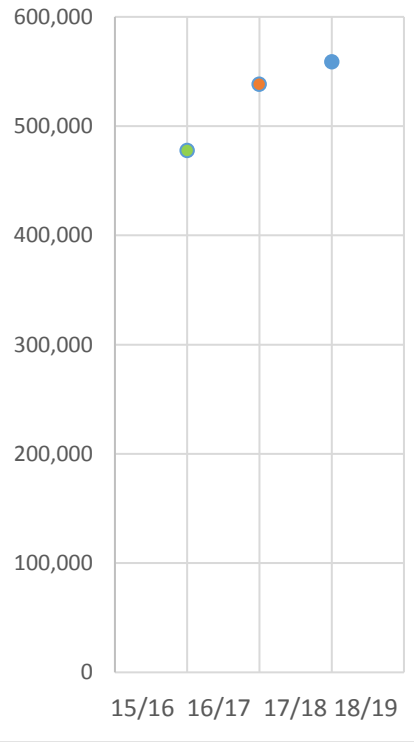
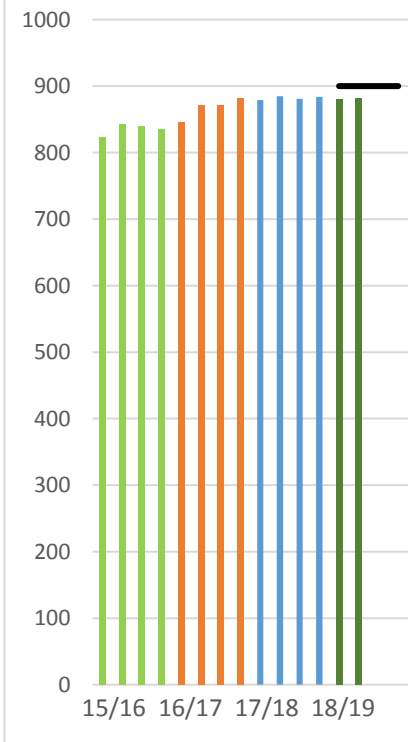
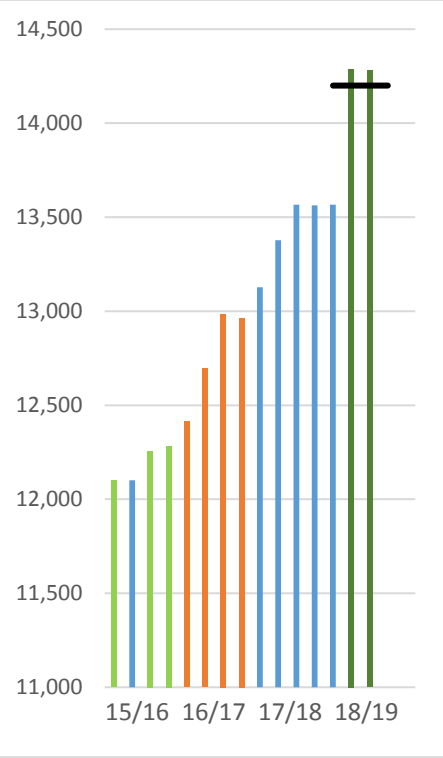
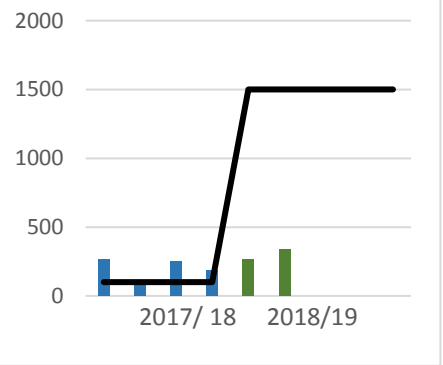
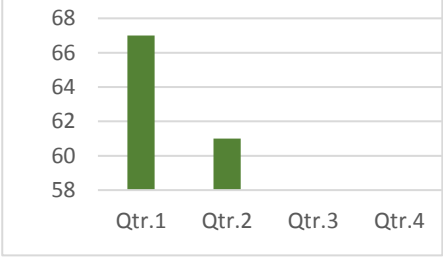


<b>Environment and Commercial Partnerships</b> <b>Assistant Director Chris Fry</b> <b>The Environment and Commercial Partnerships teams provide the services and expertise to support our communities and businesses to maintain a sustainable environment and meet the highest possible standards of environmental protection, food safety, energy efficiency, built environment, heritage protection, waste management and grounds maintenance, street cleansing, arboriculture and public conveniences.</b>				
	April - June 2018	July - September 2018	October - December 2018	January - March 2019
<b>Main Achievements</b>	<ul style="list-style-type: none"> <li>• Additional 699 Garden Waste customers in the first 3 months</li> <li>• Material Recovery Facility Procurement documentation completed and advertised</li> <li>• Recycling Officers attended Hadleigh Show</li> <li>• ‘Solar Suffolk Together’ launched</li> <li>• Electric Vehicle point in Hadleigh installed</li> <li>• Suffolk Climate Change Partnership successfully bid for just under £2.8M from the Warm Homes Fund</li> <li>• 1445 Environmental enquiries, complaints and consultations dealt with</li> </ul>	<p>1 The location to plant a memorial avenue of Oak trees to commemorate the end of the 1914-18 Great War has been agreed. The avenue will be planted in Beaumont Park Hadleigh.</p> <p>2 The Litter Innovation Fund pilot period has been extended into September. Several parish councils have expressed an interest in buying the special bins as the new design is encouraging more people to place their rubbish in the bins rather than around them.</p>		
<b>Main Achievements (continued)</b>	Central Government gave local authorities the opportunity to bid for funding to combat roadside littering. £10,000 funding was secured and the project is supported by all 7 Suffolk local authorities, each authority also put £500 into the budget and agreed to pledge officer time for monitoring.			

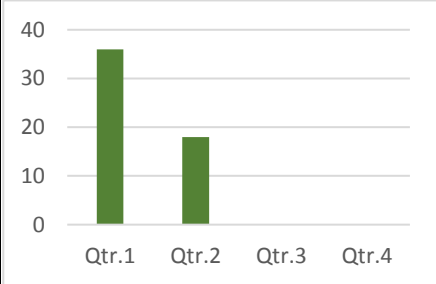
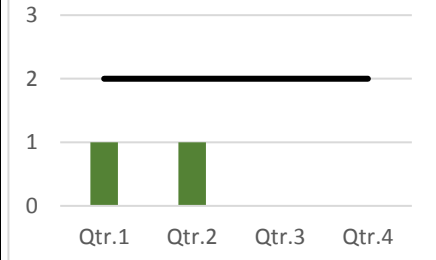
Impact on communities / the way we work	Support for local events and continued expansion of garden waste collection service is enabling communities to recycle and compost more waste and by pursuing prosecutions for fly-tipping we are helping to protect communities from illegal and irresponsible behaviours.	2 Initial feedback has indicated that since the level of rubbish in bins has been monitored this has greatly assisted in deploying staff to areas of need.				
<div>Key for trend graph:</div> <div><div><div></div>2015/16</div><div><div></div>2016/17</div><div><div></div>2017/18</div><div><div></div>2018/19</div><div>target</div></div> <div>Key:</div> <div>n/a not applicable</div> <div>n/av not available</div> <div>highlighted measure, further detail in main report</div>						
Building Control Corporate Manager Paul Hughes						
Performance measure	Period	Data	Target	Council	Trend	Comments
BC01 No. of live cases for building control  Cabinet Member: Tina Campbell Data Owner: Paul Hughes	2017/18		n/av	BDC		There has been a small increase in the number of live cases compared to last quarter, however, the overall trend remains downward reflecting anecdotal evidence from customers of a general slowdown in construction activity. We will continue to monitor to see if this trend continues.
	Qtr. 1	154				
	Qtr. 2	161				
	Qtr. 3	143				
	Qtr. 4	155				
	2018/19					
	Qtr. 1	136				
	Qtr. 2	141				
	Qtr. 3					
	Qtr. 4					

Performance measure	Period	Data	Target	Council	Trend	Comments
BC02 % of market share of building control applications  Cabinet Member: Tina Campbell Data Owner: Paul Hughes	2016/17		n/av	BDC		Our competitors for market share continue to market aggressively in our district. Work is underway to stabilise our share, we have seen a slight increase during this period.
	Qtr.1	70.90%				
	Qtr. 2	70.10%				
	Qtr. 3	69.50%				
	Qtr. 4	70.40%				
	2017/18		n/av			
	Qtr. 1	66.00%				
	Qtr. 2	62.00%				
	Qtr. 3	65.00%				
	Qtr. 4	63.00%				
	2018/19		60%			
	Qtr. 1	60.00%				
	Qtr. 2	64.00%				
	Qtr. 3					
	Qtr. 4					
Waste Services Corporate Manager Oliver Faiers						
Performance measure	Period	Data	Target	Council	Trend	Comments
WS01 £ Overall income generated through chargeable waste services (including business waste) (cumulative total)  Cabinet Member: Tina Campbell Data Owner: Laura Sewell	2016/17		£1,142,369	BDC		Performance on target
	Qtr.1	£934,021				
	Qtr.2	£1,071,057				
	Qtr.3	£1,157,230				
	Qtr.4	£1,234,283				
	2017/18		£1,295,997			
	Qtr.1	£956,383				
	Qtr.2	£1,142,859				
	Qtr.3	£1,236,724				
	Qtr.4	£1,314,492				
	2018/19		£1,380,000			
	Qtr.1	£985,090				
	Qtr.2	£1,180,485				
	Qtr.3					
	Qtr.4					

Performance measure	Period	Data	Target	Council	Trend	Comments
<b>WS04</b> £ Income generated through business waste services  Cabinet Member: Tina Campbell Data Owner: Laura Sewell	<b>2015/16</b>		<b>n/av</b>	<b>BDC</b>		Cumulative figure is plotted on graph to show the final total income generated. On track
	Qtr.1	£470,464				
	Qtr.2	£4,922				
	Qtr.3	£101				
	Qtr.4	£2,241				
	<b>2016/17</b>		<b>n/av</b>			
	Qtr.1	£505,021				
	Qtr.2	£20,173				
	Qtr.3	£8,792				
	Qtr.4	£4,233				
	<b>2017/18</b>		<b>n/av</b>			
	Qtr.1	£540,982				
	Qtr.2	£9,174				
	Qtr.3	£7,581				
	Qtr.4	£1,083				
	<b>2018/19</b>		<b>£575,000</b>			
	Qtr.1	£551,345				
	Qtr.2	£6,167				
	Qtr.3					
	Qtr.4					
Performance measure	Period	Data	Target	Council	Trend	Comments
<b>WS05</b> No. of business waste customers  Cabinet Member: Tina Campbell Data Owner: Laura Sewell	<b>2015/16</b>		<b>n/av</b>	<b>BDC</b>		On Track
	Qtr.1	824				
	Qtr.2	843				
	Qtr.3	840				
	Qtr.4	836				
	<b>2016/17</b>		<b>n/av</b>			
	Qtr.1	846				
	Qtr.2	872				
	Qtr.3	871				
	Qtr.4	882				
	<b>2017/18</b>		<b>n/av</b>			
	Qtr.1	879				
	Qtr.2	885				
	Qtr.3	881				
	Qtr.4	884				
	<b>2018/19</b>		<b>900</b>			
	Qtr.1	880				
	Qtr.2	882				
	Qtr.3					
	Qtr.4					

Performance measure	Period	Data	Target	Council	Trend	Comments	
<b>WS06</b> No. of garden waste subscribers  Cabinet Member: Tina Campbell Data Owner: Laura Sewell	<b>2015/16</b>		<b>n/av</b>	<b>BDC</b>		Performance above target.	
	Qtr. 1	12,100					
	Qtr. 2	12,257					
	Qtr. 3	12,283					
	Qtr. 4	12,413					
	<b>2016/17</b>		<b>n/av</b>				
	Qtr. 1	12,695					
	Qtr. 2	12,985					
	Qtr. 3	12,963					
	Qtr. 4	13,127					
	<b>2017/18</b>		<b>n/av</b>				
	Qtr. 1	13,378					
	Qtr. 2	13,567					
	Qtr. 3	13,563					
	Qtr. 4	13,567					
	<b>2018/19</b>		<b>14,200</b>				
	Qtr. 1	14,288					
Qtr. 2	14,281						
Qtr. 3							
Qtr. 4							
Performance measure	Period	Data	Target	Council	Trend	Comments	
<b>WS07</b> Missed Bins - rate/100,000 collections  Cabinet Member: Tina Campbell Data Owner: Laura Sewell	<b>2017/18</b>		<b>100</b>	<b>Both</b>		A review of this measure took place following the Q1 performance report. The target for this measure has been adjusted to take into account all bin collections covering all bin types.	
	Qtr. 1	267					
	Qtr. 2	98					
	Qtr. 3	248					
	Qtr. 4	186					
	<b>2018/19</b>		<b>1500</b>				
	Qtr. 1	266.6					
	Qtr. 2	340.9					
	Qtr. 3						
	Qtr. 4						
Sustainable Environment Corporate Manager James Buckingham							
Performance measure	Period	Data	Target	Council	Trend	Comments	
<b>SE01</b> No. of instances of fly tipping <b>NEW MEASURE</b>  Cabinet Member: Tina Campbell Data Owner: Joanna Hart	<b>2016/17</b>	313	<b>n/a</b>	<b>BDC</b>		The reports of fly tipping come from the public and we ensure that these instances are cleared within 2 working days. Please see performance measure CRP04.	
	<b>2017/18</b>	291					
	<b>2018/19</b>						
	Qtr.1	67					
	Qtr.2	61					
	Qtr.3						
	Qtr.4						

Performance measure	Period	Data	Target	Council	Trend	Comments
<b>SE03</b> No. of planning enforcement cases referred to team  Cabinet Member: Tina Campbell Data Owner: Simon Bailey	<b>2017/18</b>		<b>n/a</b>	<b>BDC</b>		For information only
	Qtr. 1	58	<b>n/a</b>			
	Qtr. 2	76				
	Qtr. 3	49				
	Qtr. 4	41				
	<b>2018/19</b>					
	Qtr. 1	47				
	Qtr. 2	42				
	Qtr. 3					
	Qtr. 4					
Performance measure	Period	Data	Target	Council	Trend	Comments
<b>SE04</b> No. of planning enforcement decisions resolved <b>NEW MEASURE</b>  Cabinet Member: Tina Campbell Data Owner: Simon Bailey	<b>2018/19</b>		<b>n/a</b>	<b>BDC</b>		In considering the 'balance' between incoming work (SE03) and work undertaken (SE04), it should be noted that many cases are carried forward from one reporting period to the next or entail complex investigations with timeframes that span quarterly periods.
	Qtr. 1	39	<b>n/a</b>			
	Qtr. 2	83				
	Qtr. 3					
	Qtr. 4					
Performance measure	Period	Data	Target	Council	Trend	Comments
<b>SE05</b> £Solar PV net income generated  Cabinet Member: Tina Campbell Data Owner: Sharon Bayliss	<b>2018/19</b>		<b>tbc</b>	<b>BDC</b>		Target to be developed however it should be noted that due to the variables outside of our control, this will impact on target/performance. Variables include Right to Buy, the weather and how dirty a solar panel gets can effect individual performance therefore, impacting on income generated.
	Qtr. 1	£74,277	<b>tbc</b>			
	Qtr. 2	£103,733				
	Qtr. 3					
	Qtr. 4					
Countryside and Public Realm Corporate Manager Peter Garrett						
Performance measure	Period	Data	Target	Council	Trend	Comments
<b>CPR02</b> The amount of waste collected from litter picks <b>NEW MEASURE</b>  Cabinet Member: Margaret Maybury Data Owner: Peter Garrett	<b>2018/19</b>	bags collected	No target these are new programmes with baselines to be established	<b>BDC</b>		Counting the individual bags collected is the only meaningful measure. It would become too complicated if individual items were counted. The volunteers in the main bag up the litter collected but on occasion find individual items that cannot be.
	Qtr.1	180				
	Qtr.2	140				
	Qtr.3					
	Qtr.4					

Performance measure	Period	Data	Target	Council	Trend	Comments
<b>CPR03</b> No. of community litter picks supported by council <b>NEW MEASURE</b>  Cabinet Member: Margaret Maybury Data Owner: Peter Garrett	<b>2018/19</b> Qtr.1 Qtr.2 Qtr.3 Qtr.4	36 18	No target these are new programmes with baselines to be established	<b>BDC</b>		Second quarter figures are lower because most community litter picks occur in the early spring before the vegetation has grown too long to collect.
Performance measure	Period	Data	Target	Council	Trend	Comments
<b>CRP04</b> Average response time for fly tipping from report to collection <b>NEW MEASURE</b>  Cabinet Member: Margaret Maybury Data Owner: Peter Garrett	<b>2018/19</b> Qtr.1 Qtr.2 Qtr.3 Qtr.4	1 1	<b>2 working days</b>	<b>BDC</b>		Target is two working days. The majority are collected within 1 working day.